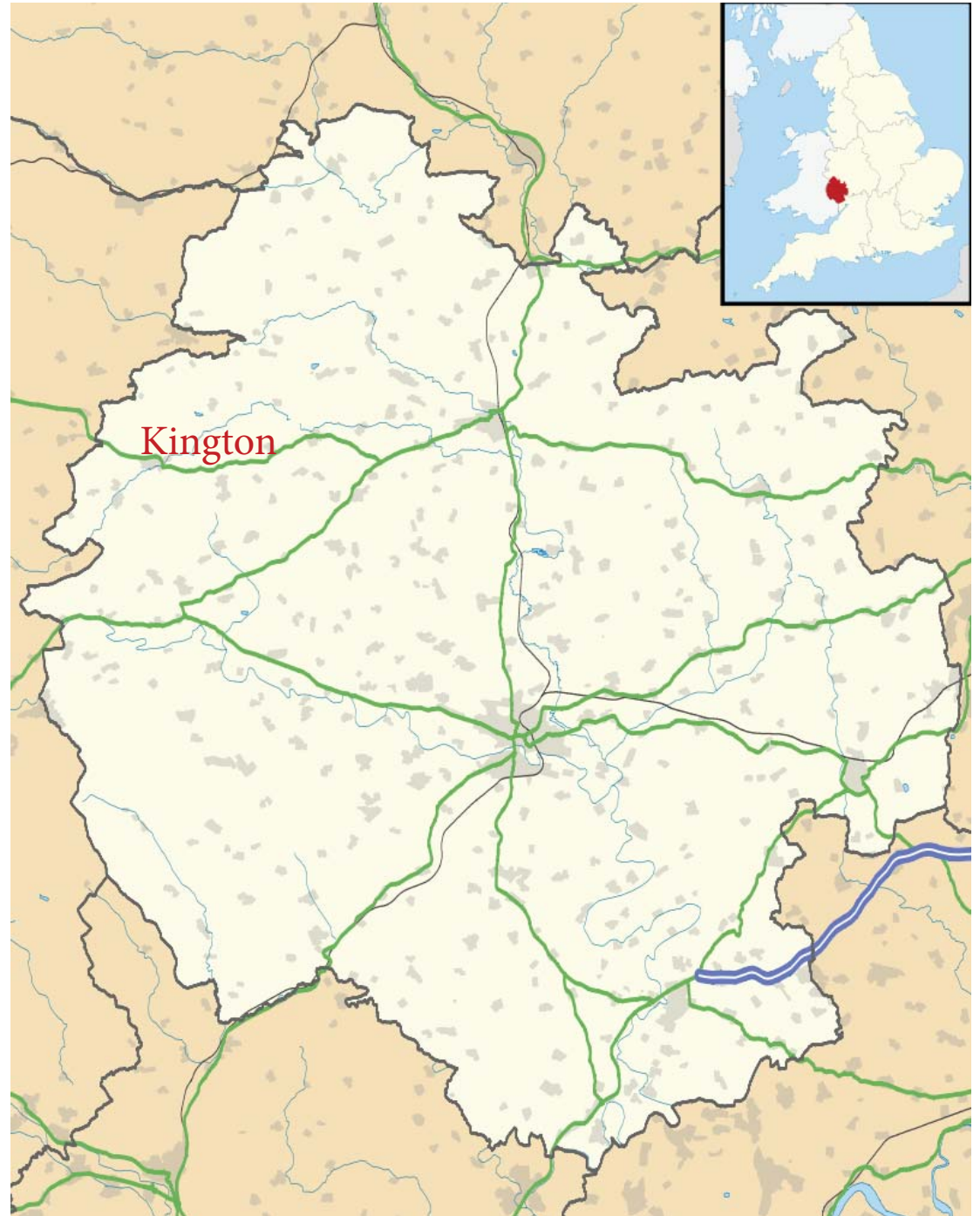


# Herefordshire

## May 2016



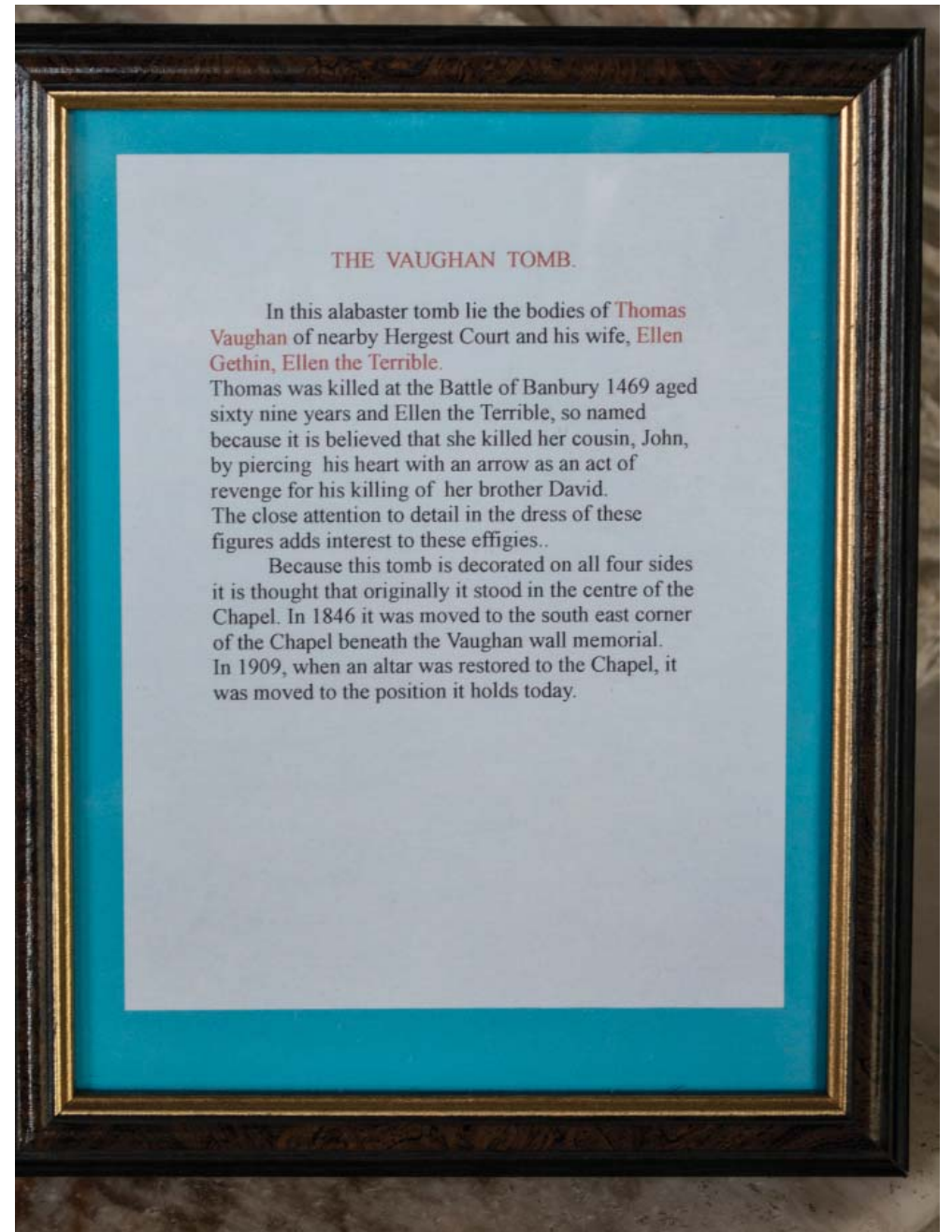























**THE RECLINING FIGURES**

The effigies of the Duke of Burgundy and his wife, the Duchess of Burgundy, are the most important works of the 15th-century French sculpture. They are the only ones of their kind in France. The effigies are made of marble and are in the shape of a man and a woman lying down. The man is on the right and the woman is on the left. They are both wearing long, flowing robes. The man's hands are clasped in prayer and the woman's hands are also clasped in prayer. The effigies are set on a large, rectangular base which is decorated with carvings of figures in niches. The base is made of marble and is in the shape of a large, rectangular block. The effigies are made of marble and are in the shape of a man and a woman lying down. The man is on the right and the woman is on the left. They are both wearing long, flowing robes. The man's hands are clasped in prayer and the woman's hands are also clasped in prayer. The effigies are set on a large, rectangular base which is decorated with carvings of figures in niches. The base is made of marble and is in the shape of a large, rectangular block.
































































# Westonbury Mill Water Gardens

*Exuberant Gardens*

*Fantastic Follies*

*and a Super Cafe*





























































































































# Fownhope, Herefordshire, St Mary's Church


One of the longest churches in Herefordshire, stretching almost 120 feet in length, St Mary's is built around a 12th century central tower, with a later 15th century shingled spire. The east end of the nave is also 12th century, with a south aisle added in the 13th century and an early 14th century chancel and south chapel. The exterior features considerable Romanesque carving detail around the windows and angles of the tower. The Norman choir arch and Early English tower arches also show lovely carving detail in the capitals and column bases. There is evidence of an underground passage between the tower and the nearby Stone House, used by priests. The church was probably founded when the Abbey of Lyre had the patronage. The powerful Chandos family became patrons of the living in 1300 and they extended the church and built the chancel.

St Mary's is famous for its superb 12th century tympanum, probably the work of the Herefordshire School of craftsmen who produced the remarkable carvings at Kilpeck and Shobdon. The tympanum is thought to have been carved around 1140AD, but we do not know which doorway it originally graced; it was built into the exterior west wall in the Victorian period, then later moved inside to preserve the carvings. It is now set against the west wall of the nave, directly beneath a large window (which makes it much harder to see the carvings clearly due to light coming through the window!).













**PROTECTED PROPERTY  
WARNING**  
To avoid public fire property in  
this church has been insured  
under the Alpha One Security  
Marking System.  
**THIEVES BEWARE -  
YOU WILL BE CAUGHT**



**Norman Tympanum**  
There is a switch to illuminate  
the Tympanum on the right of  
the main door - please  
remember to switch it off.  
The lighting was added as a  
feature to the church.





**PROTECTED PROPERTY  
WARNING**

To avoid police, the property in  
this church has been coded  
with the Alpha-Delta-Six, urty  
Marking System.

**THIEVES BEWARE  
YOU WILL BE CAUGHT**

THE NORMAN TYMPANUM  
The tympanum is a semi-circular or triangular decorative wall space filled with relief sculpture, typically representing a biblical or historical scene. It is a key feature of Romanesque architecture, often found above doorways or windows. The tympanum in this church is a fine example of Norman sculpture, depicting a seated figure, possibly a saint or deity, surrounded by intricate foliate patterns.

**Norman Tympanum**

There is a switch to illuminate  
the tympanum on the right of  
the main door - please  
remember to switch it off.

The floodlighting was installed as a  
donation to the Town Council.

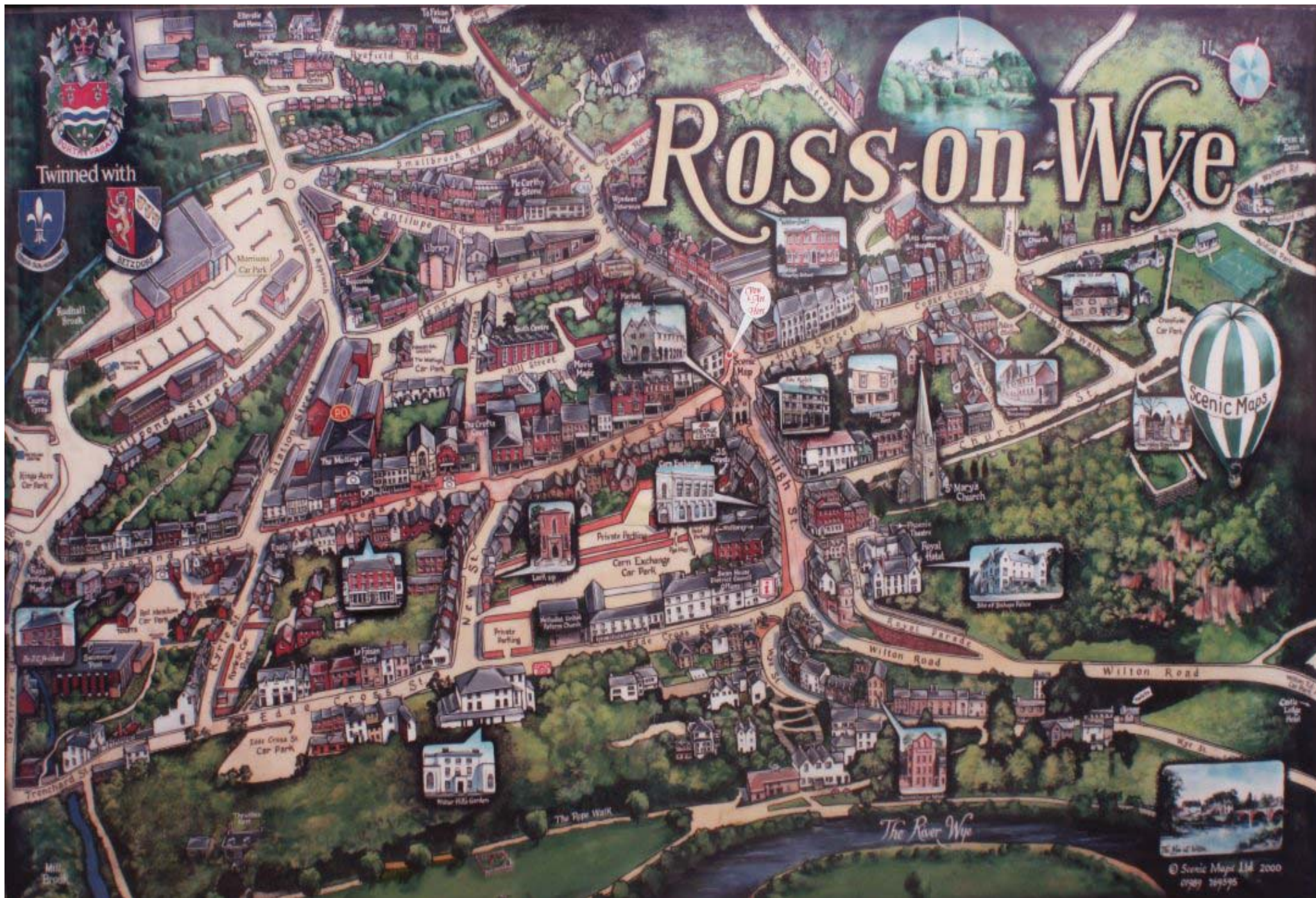












# Ross-on-Wye

Twinned with



© Scenic Maps Ltd 2000  
01909 100595





















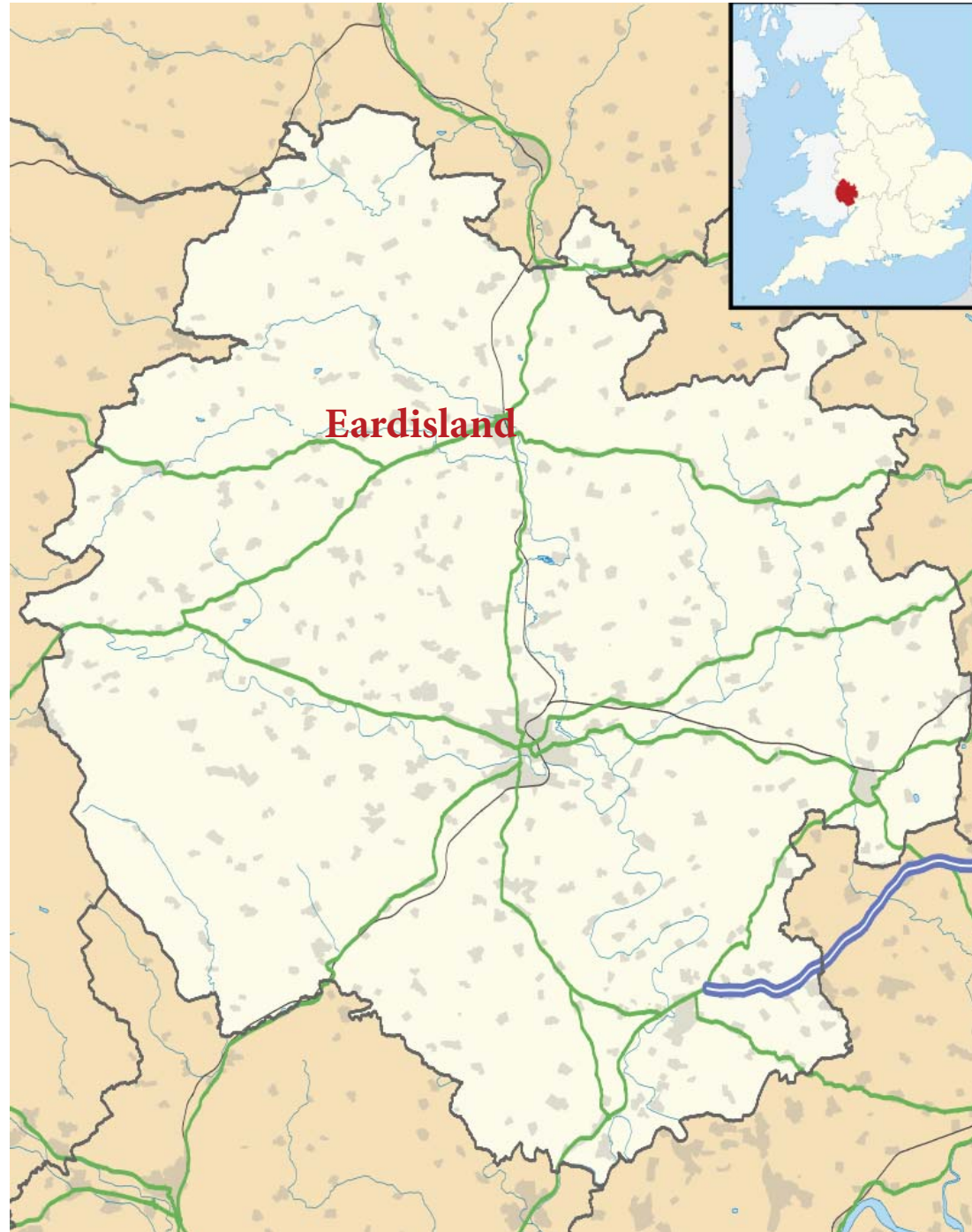








































































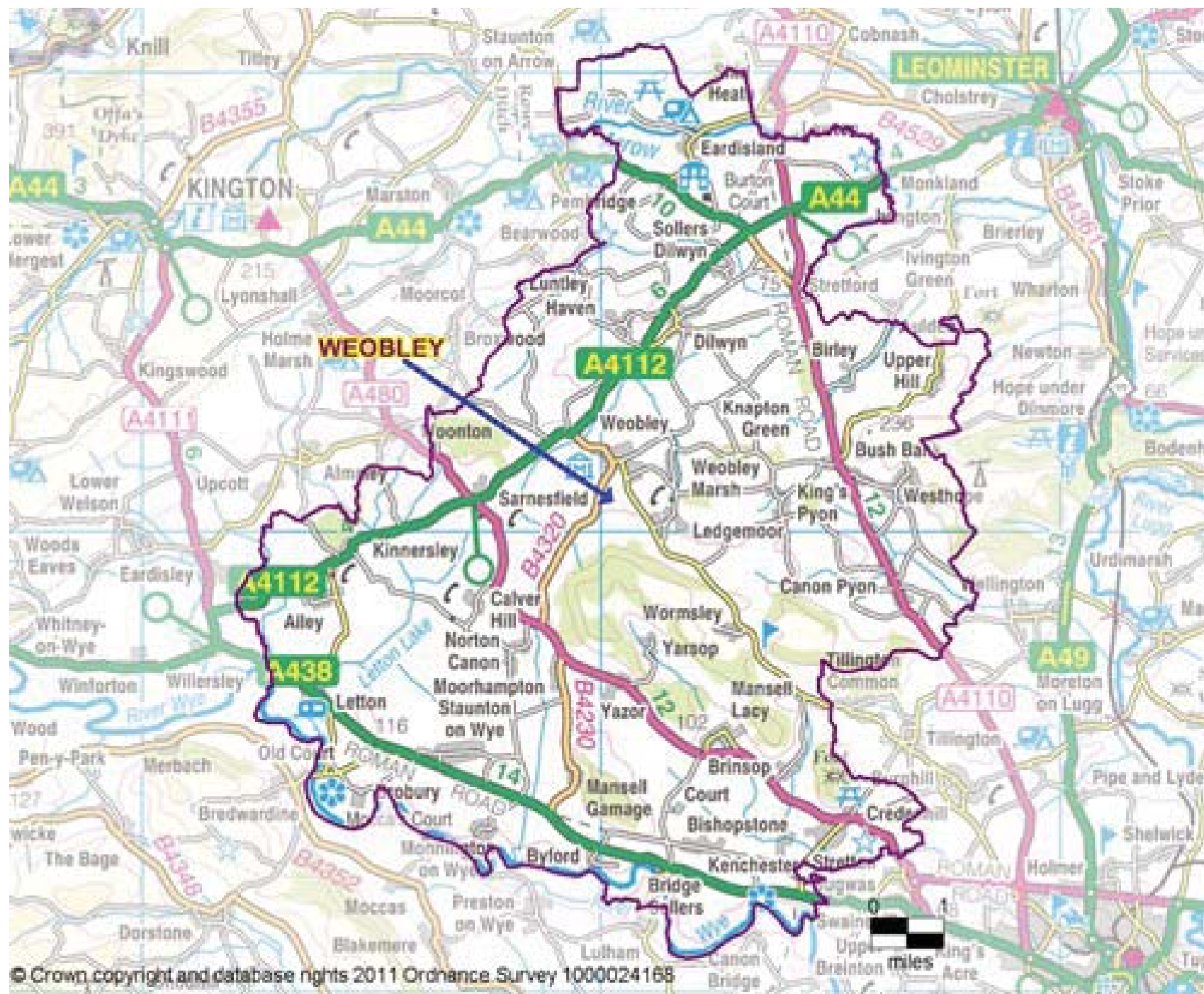






























# Holme Lacy House Hotel Herefordshire

































































